

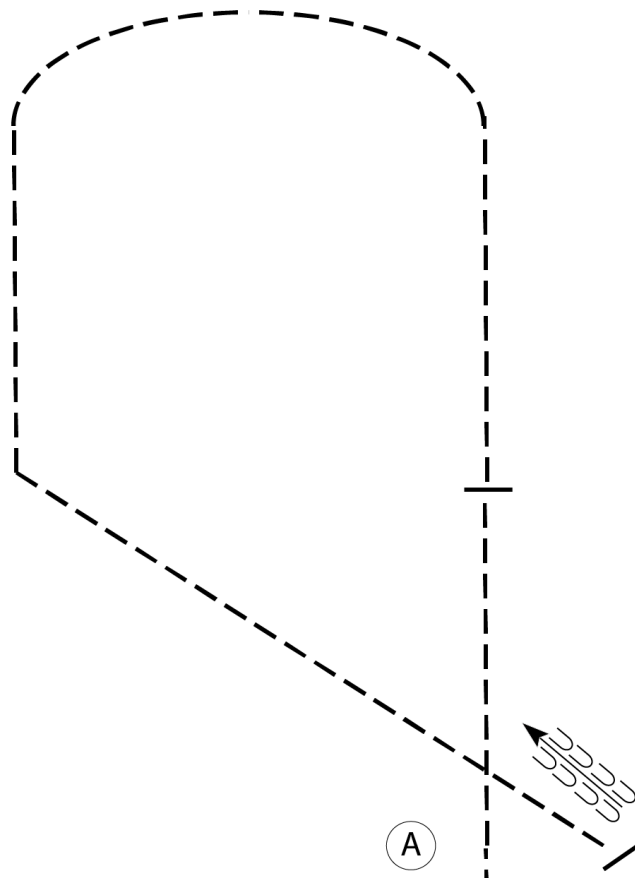
APHC March Spring Celebration - show #2

Hunt Seat Eq. (all Walk / Trot)

Show Date: March 15, 2020

w w w . H o r s e S h o w P a t t e r n s . c o m

w w w . H o r s e S h o w P a t t e r n s . c o m



Be ready before A.

1. Walk to A. Left diagonal trot then halt for 3 seconds.
2. Right diagonal trot in a half circle and straight to the diagonal line.
3. Sitting trot on the diagonal line.
4. Halt and back approximately 2 horse lengths.

Walk	-----
Trot	- - - - -
Extended Trot	-----
Canter	—————
Leg Yield	
Lead Change	↙ ↘
Back	← ← ← ← ←
Marker	⊙
Sidepass	← — — — — →
Hand Gallop	—————

[HSE/WT-84]

Pattern Provided by:
Show Management

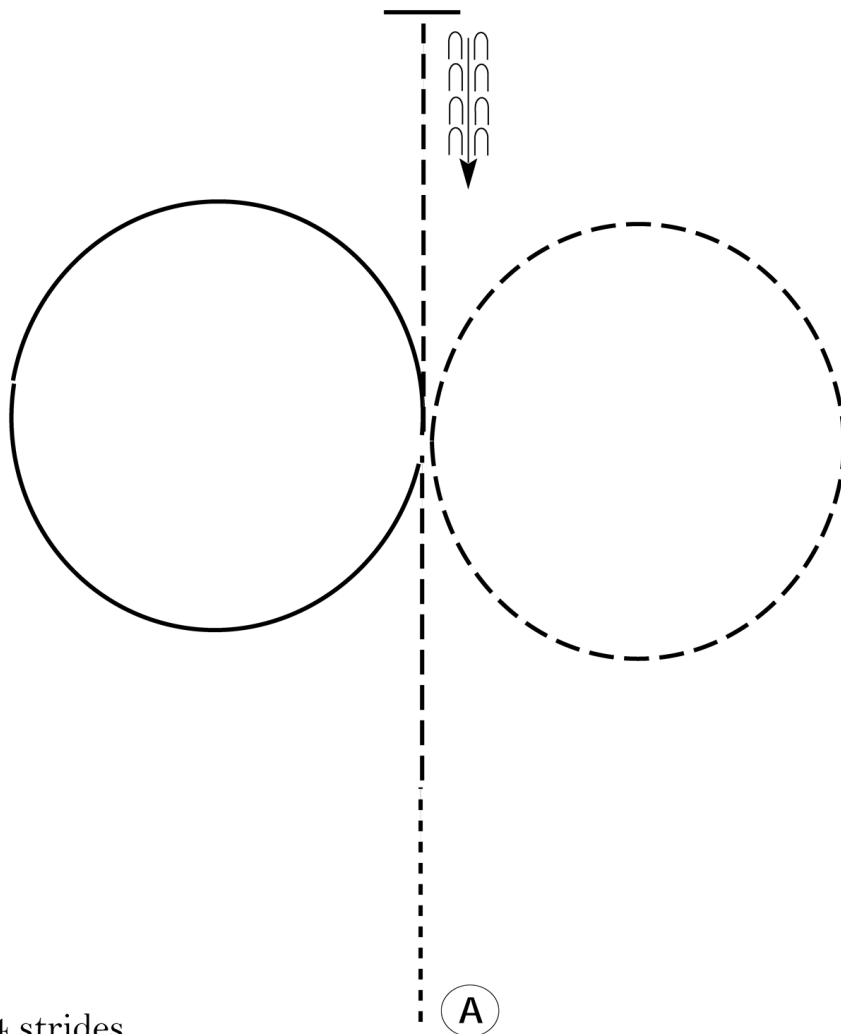
APHC March Spring Celebration - show #2

Hunt Seat Eq. (All Breed / all SPB / all Novice / 13 & under)

Show Date: March 15, 2020

w w w . H o r s e S h o w P a t t e r n s . c o m

w w w . H o r s e S h o w P a t t e r n s . c o m



Be ready at A.

1. Walk for 3-4 strides.
2. Posting trot on the right diagonal for 6 strides.
3. Canter a circle to the left.
4. Trot a circle to the right on the left diagonal.
5. When at the center, sitting trot in a straight line for 6-8 strides.
6. Halt and back approximately one horse length.

Follow the instructions of your ring steward.

Walk	-----
Trot	- - - - -
Extended Trot	-----
Canter	—————
Leg Yield	
Lead Change	↙ ↘
Back	← ← ← ← ←
Marker	⊙
Sidepass	← →
Hand Gallop	—————

[HSE/1-63]

Pattern Provided by:
Show Management

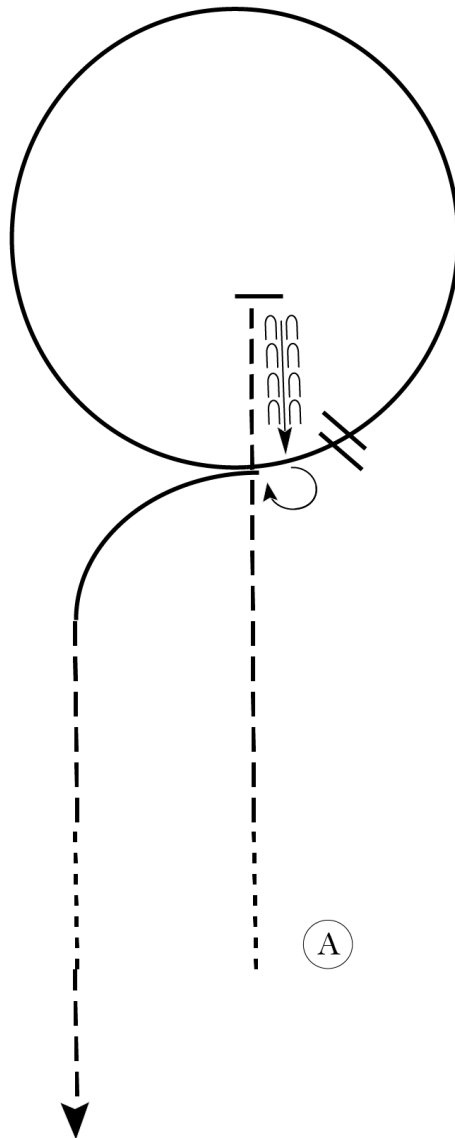
APHC March Spring Celebration - show #2

Hunt Seat Eq. (18 & under / Amateur / Masters Am.)

Show Date: March 15, 2020

www.HorseShowPatterns.com

www.HorseShowPatterns.com



Be ready at A.

1. Walk two horse lengths then posting trot on the left diagonal past the center of the arena.
2. Stop and back approximately two horse lengths.
3. Perform a 270 degree turn on the forehand to the right.
4. Canter a circle on the right lead.
5. Perform a simple or flying lead change.
6. Canter on the left lead.
7. Posting trot on the right diagonal then walk two horse lengths. Pattern is complete, exit at a sitting trot.

Walk	-----
Trot	- - - - -
Extended Trot	-----
Canter	—————
Leg Yield	
Lead Change	↙ ↘
Back	← ← ← ← ←
Marker	⊙ (B)
Sidepass	← - - - - →
Hand Gallop	—————

[HSE/3-82]

Pattern Provided by:
Show Management

APHC March Spring Celebration

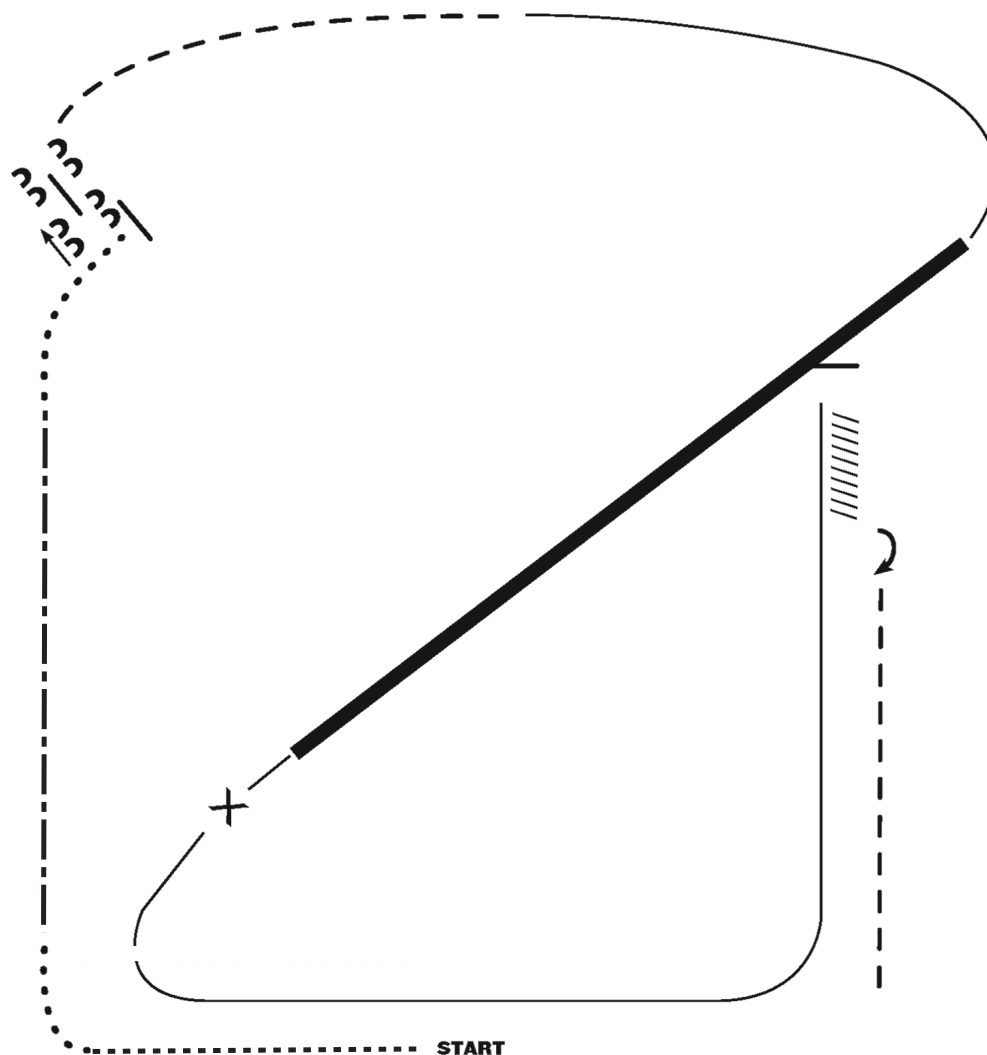
- show #2

Ranch Riding (all classes)

Show Date: March 15, 2020

www.HorseShowPatterns.com

www.HorseShowPatterns.com



1. Walk
2. Extended trot
3. Walk
4. Stop, side pass log left
5. Trot
6. Lope right lead
7. Extended Lope (right lead)
8. Collect lope and change leads (simple or flying)
9. Lope left lead
10. Stop and back
11. 180 turn to right
12. Trot

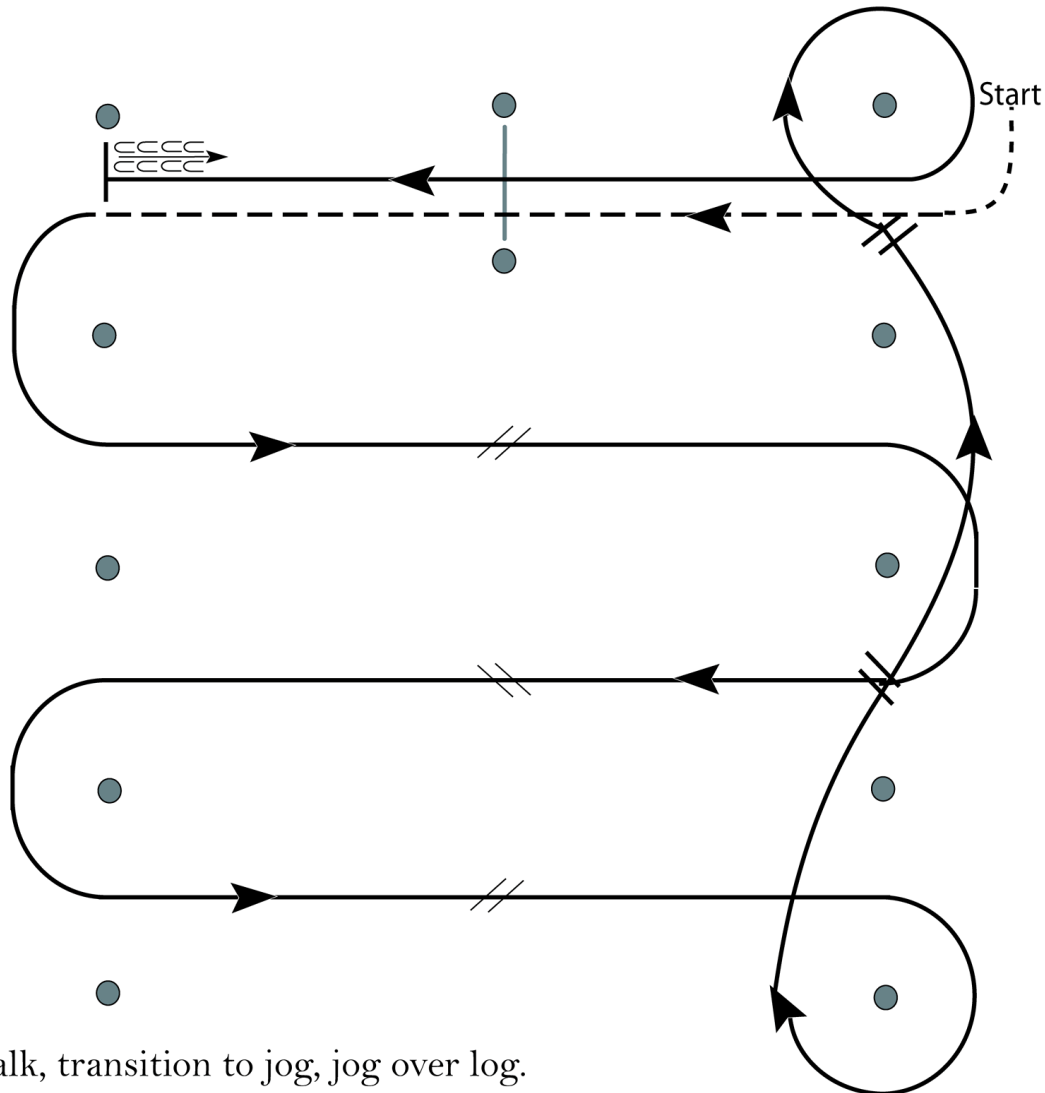
Note: The drawn description of this pattern is only intended for the general depiction of the pattern. Exhibitors should utilize the arena space to best exhibit their horses.

[RR/AQHA-10]

Pattern Provided by:
Show Management

APHC March Spring Celebration - show #2 Western Riding (All Breed / Green / Novice)

Show Date: March 15, 2020



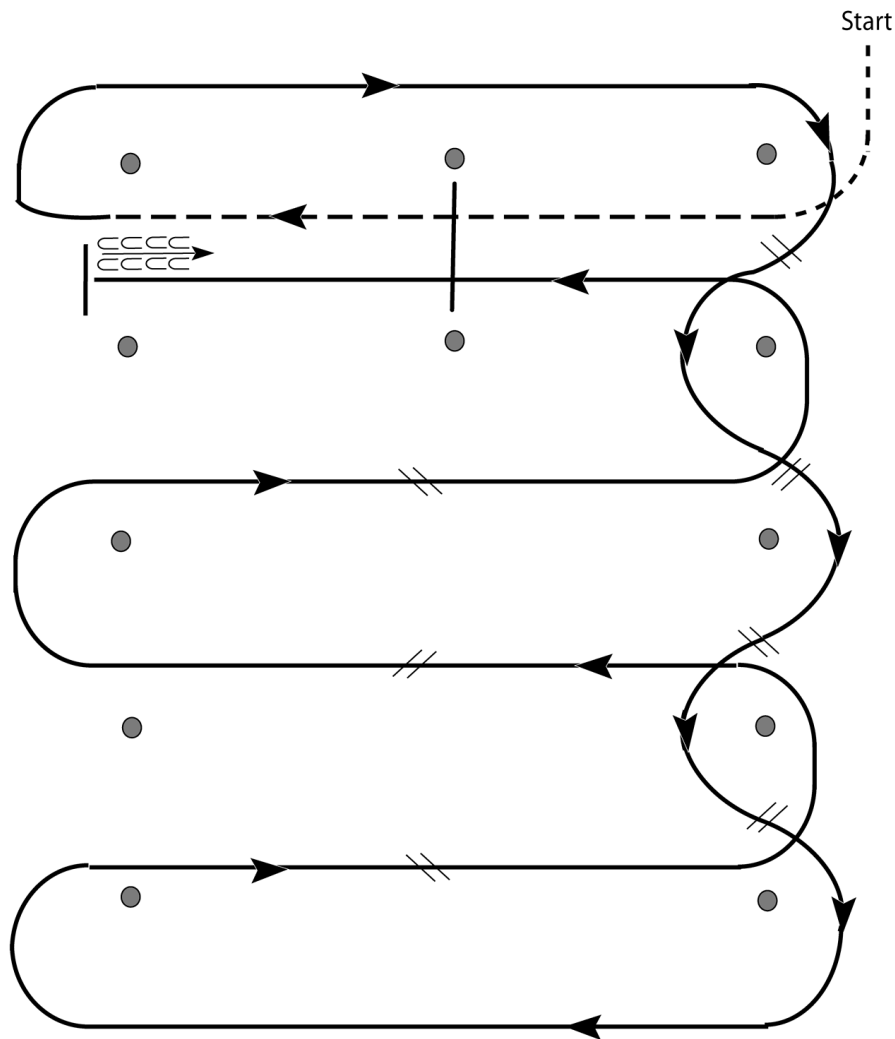
1. Walk, transition to jog, jog over log.
2. Transition to left lead lope.
3. First crossing change.
4. Second crossing change.
5. Third crossing change.
6. Circle and first line change.
7. Second line change and circle.
8. Lope log.
9. Stop and back.

[WR/GP-2]

Pattern Provided by:
Show Management

APHC March Spring Celebration - show #2 Western Riding (Youth / Amateur / Open)

Show Date: March 15, 2020



1. Walk, transition to jog, jog over log.
2. Transition to right.
3. First line change.
4. Second line change.
5. Third line change.
6. Fourth line change.
7. First crossing change.
8. Second crossing change.
9. Third crossing change.
10. Lope over log.
11. Lope, stop and back.

[WR/OP-4]

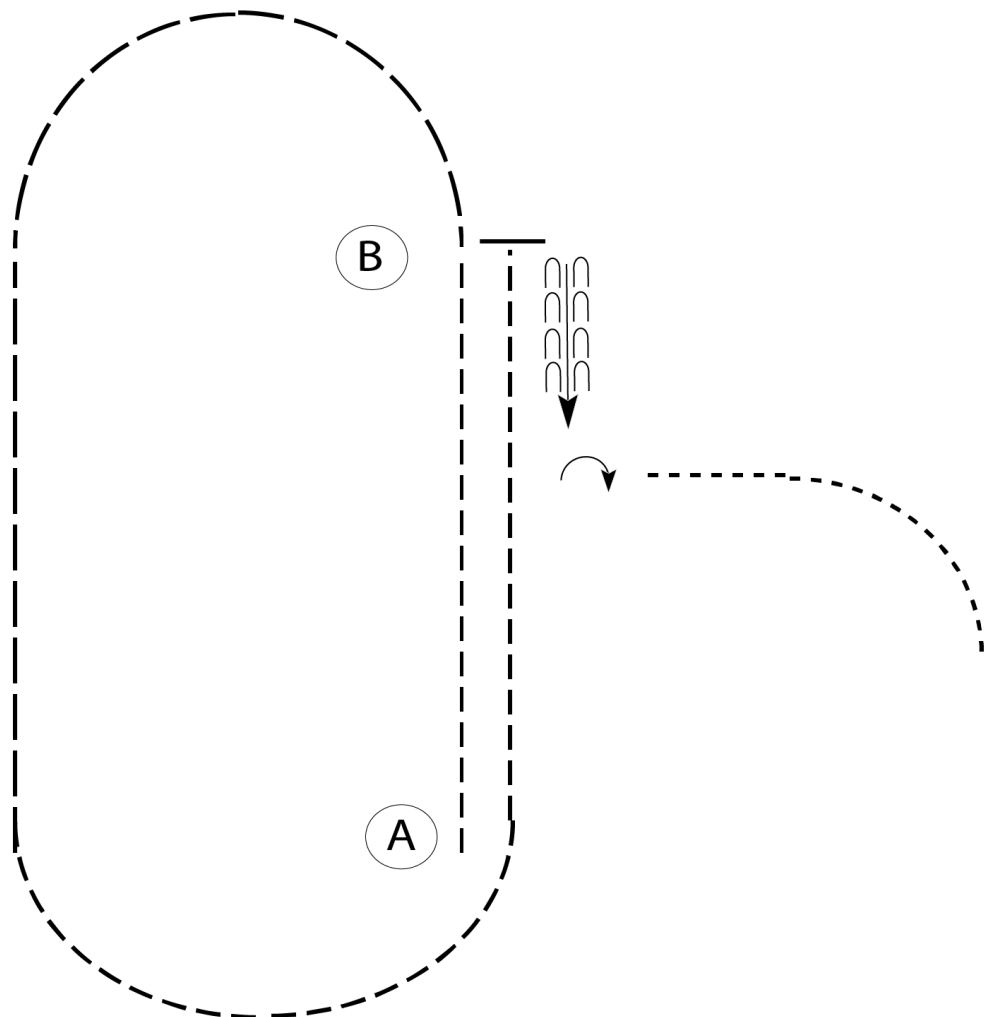
Pattern Provided by:
Show Management

APHC March Spring Celebration - show #2 Horsemanship (all Walk / Trot)

Show Date: March 15, 2020

w w w . H o r s e S h o w P a t t e r n s . c o m

w w w . H o r s e S h o w P a t t e r n s . c o m



Be ready at A.

1. Jog from A to B.
2. Extend the jog in a half circle.
3. Continue the extended jog on a straight line until even with A.
4. Jog a half circle then a straight line to B.
5. Stop, back one horse length and perform a 90 degree turn to the right.
6. Pattern is complete. Exit at the walk.

Walk	-----
Jog	- - - - -
Extended Jog	— — — —
Lope	
Lead Change	— / —
Back	← C C C C
Marker	⊙ B

[WH/WT-109]

Pattern Provided by:
Show Management

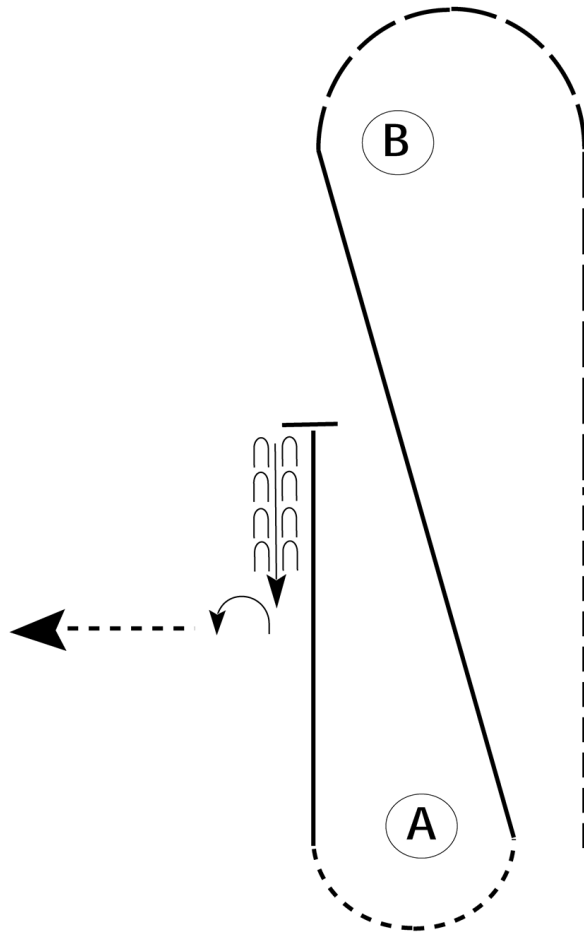
APHC March Spring Celebration - show #2

Horsemanship (All Breed / all SPB / all Novice / 13 & under)

Show Date: March 15, 2020

w w w . H o r s e S h o w P a t t e r n s . c o m

w w w . H o r s e S h o w P a t t e r n s . c o m



Be ready at A.

1. Jog halfway to B.
2. Extend the jog to and around B.
3. Lope on the left lead diagonally back to A.
4. Walk around A.
5. Lope on the right lead halfway to B.
6. Stop and back approximately two horse lengths.
7. Perform a 1/4 turn to the left.
8. Walk straight away.

Follow the instructions of your ring steward.

Walk	-----
Jog	-----
Extended Jog	-----
Lope	-----
Lead Change	
Back	
Marker	(B)

[WH/2-86]

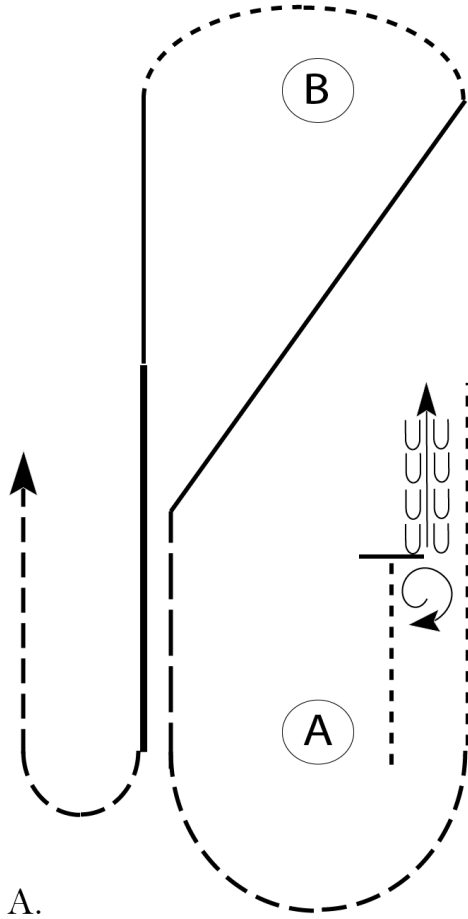
Pattern Provided by:
Show Management

APHC March Spring Celebration

- show #2

Horsemanship (18 & under / Amateur / Masters Am.)

Show Date: March 15, 2020



Be ready at A.

1. Walk approximately 2 horse lengths from A.
Stop and perform a 1 1/2 turn right.
2. Back approximately one horse length then walk to A.
3. Jog around A then extend the jog in a straight line halfway to B.
4. Lope on the left lead on the diagonal to B.
Break to the walk and walk around B.
5. Lope on the right lead halfway to A then build your speed at the lope to A.
6. Break to the jog when even with A and jog around to exit.

Walk	-----
Jog	- - - - -
Extended Jog	- - - - -
Lope	—————
Lead Change	———/———
Back	←———
Marker	ⓑ

[WH/3-117]

Pattern Provided by:
Show Management

www.HorseShowPatterns.com

www.HorseShowPatterns.com